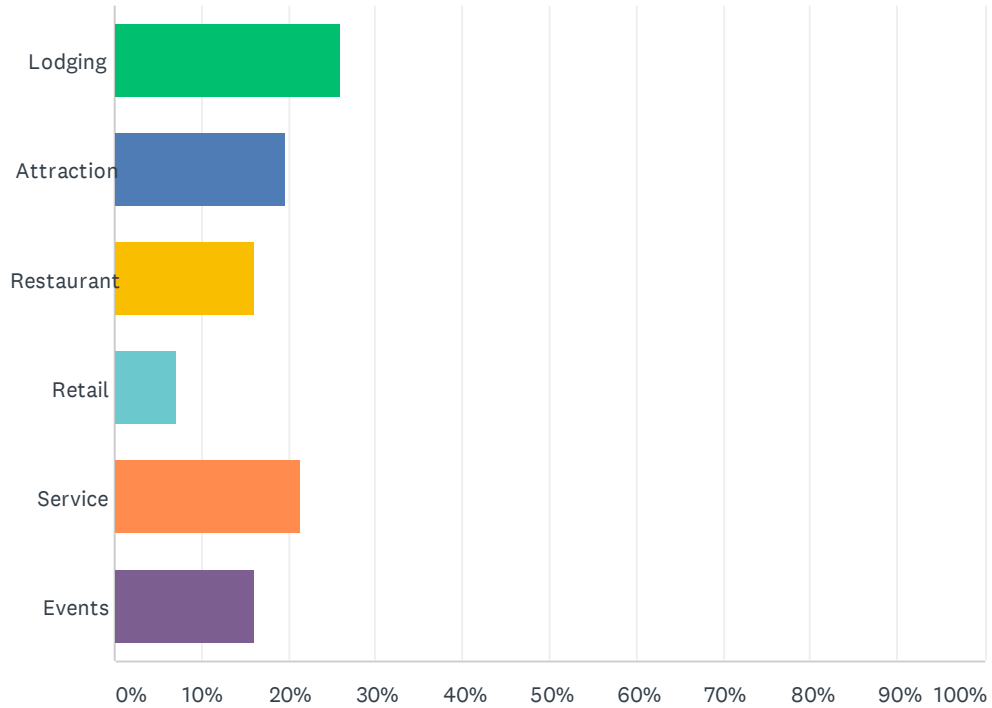


Q1 What category best describes your business?

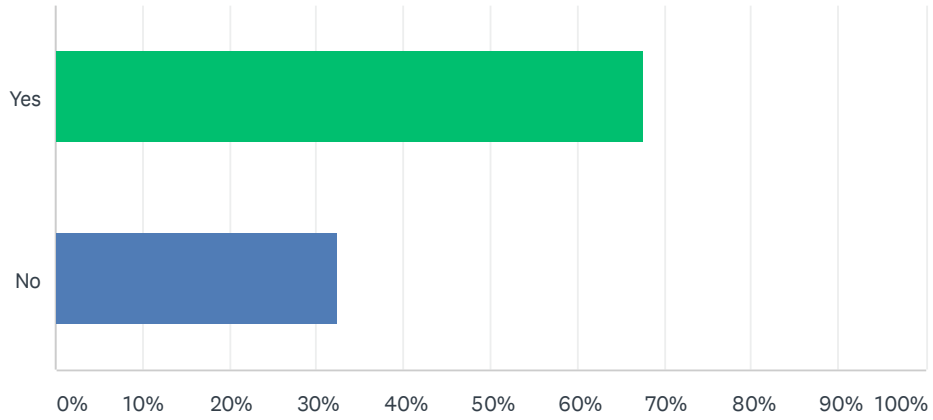
Answered: 112 Skipped: 0



ANSWER CHOICES	RESPONSES	
Lodging	25.89%	29
Attraction	19.64%	22
Restaurant	16.07%	18
Retail	7.14%	8
Service	21.43%	24
Events	16.07%	18
Total Respondents: 112		

Q2 2. Have you received Covid Relief/Financial Assistance?

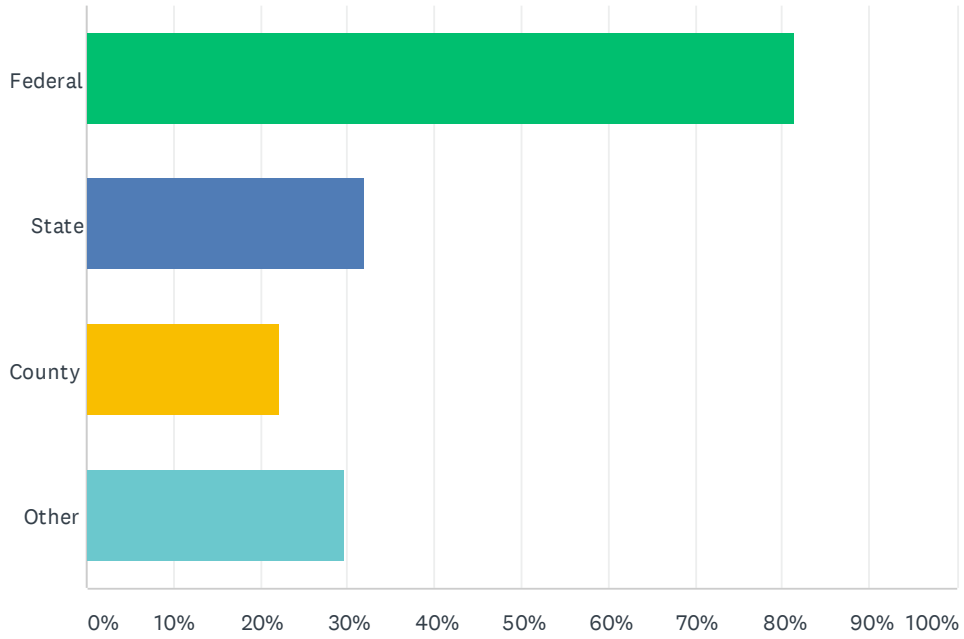
Answered: 111 Skipped: 1



ANSWER CHOICES	RESPONSES	
Yes	67.57%	75
No	32.43%	36
TOTAL		111

Q3 If yes, (check all funding sources that apply)

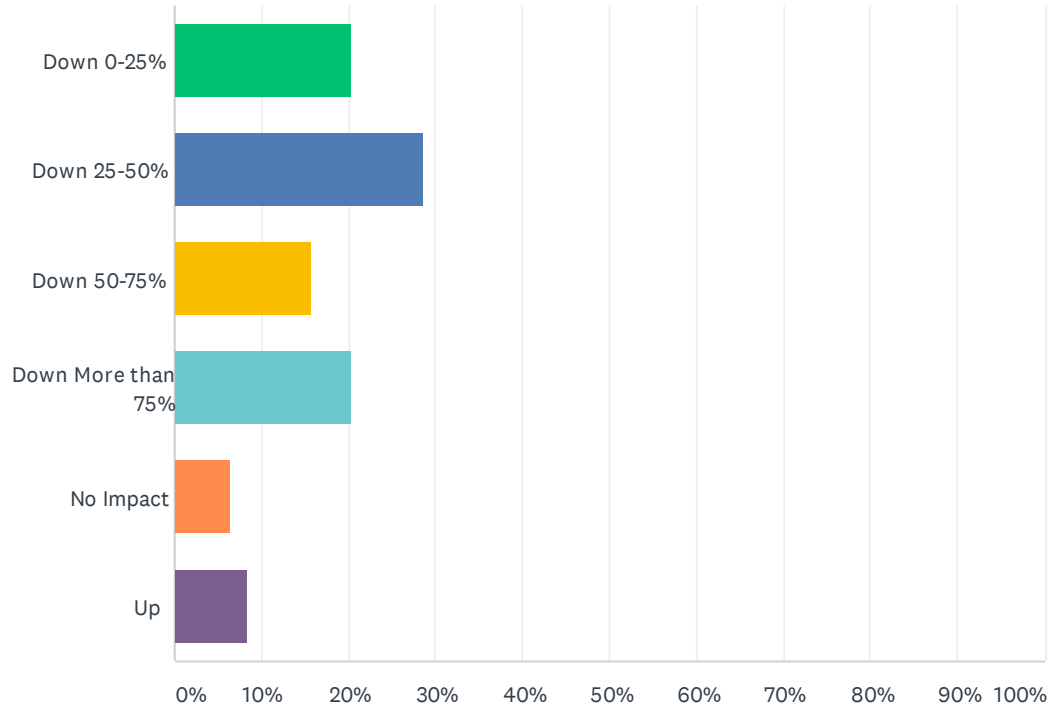
Answered: 81 Skipped: 31



ANSWER CHOICES	RESPONSES	
Federal	81.48%	66
State	32.10%	26
County	22.22%	18
Other	29.63%	24
Total Respondents: 81		

Q4 Year to date, how has your revenue been impacted by Covid?

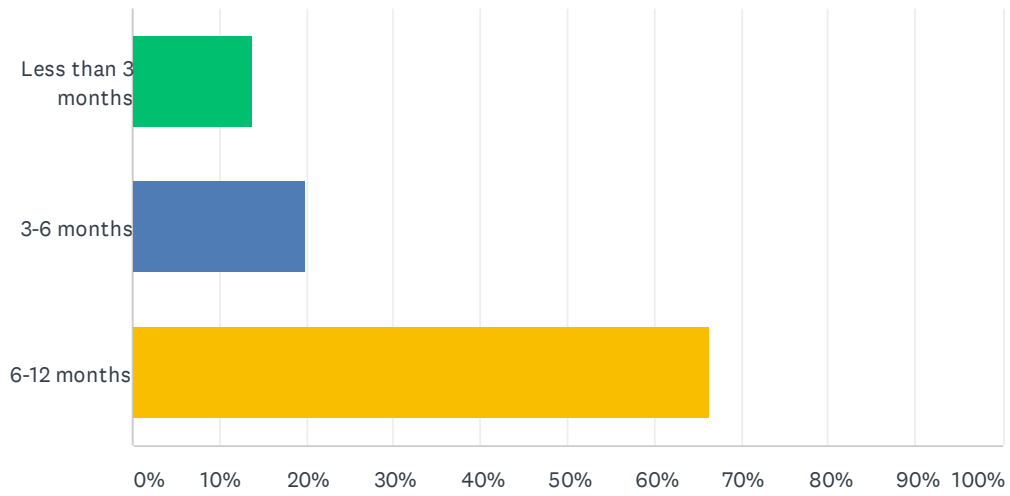
Answered: 108 Skipped: 4



ANSWER CHOICES	RESPONSES
Down 0-25%	20.37% 22
Down 25-50%	28.70% 31
Down 50-75%	15.74% 17
Down More than 75%	20.37% 22
No Impact	6.48% 7
Up	8.33% 9
TOTAL	108

Q5 4. Without financial relief how long will your business continue operating?

Answered: 101 Skipped: 11



ANSWER CHOICES	RESPONSES	
Less than 3 months	13.86%	14
3-6 months	19.80%	20
6-12 months	66.34%	67
TOTAL		101